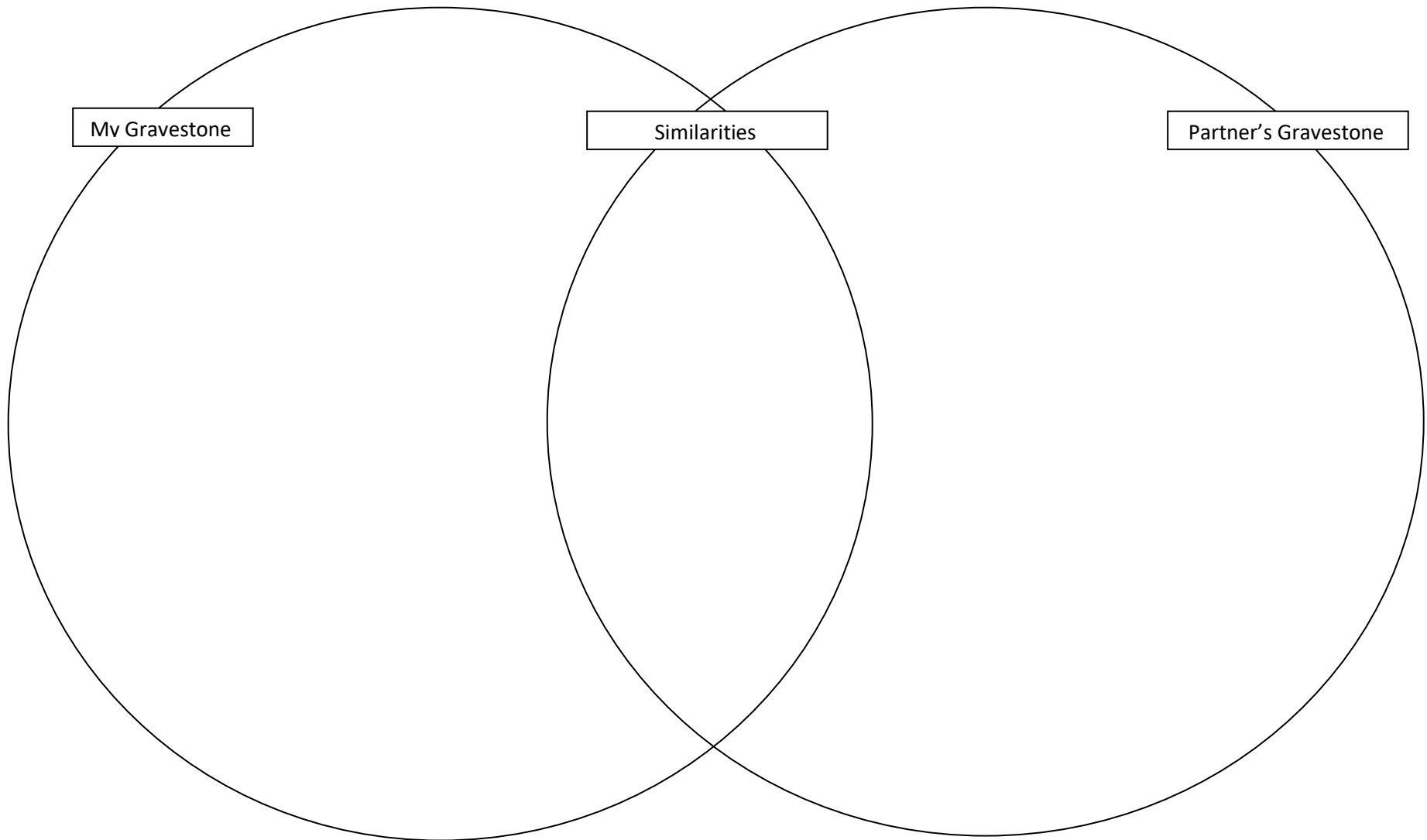


Drawing a Gravestone

Draw a gravestone that you might see in a cemetery.

Gravestone Venn Diagram

Compare and contrast your gravestone with your partner's gravestone. How are they different? How are they similar? Compare size, shape, words, icons, etc.



Visual Discovery¹: Gravestone Motif



Introduction

A gravestone motif is a design or figure that consists of recurring shapes or symbols. When looking at gravestone motifs we are talking about the designs on the gravestones that represent how people viewed death at that time. See example above.

To make sense of this gravestone motif, we are going to complete a visual discovery. This is a way systematic way to gather evidence, interpret it and create hypotheses to make sense of information.

Level 1: Gathering Evidence

In Level 1 we are just gathering evidence. Try not to make any assumptions about what you see.

- What symbols do you see?
- What words do you see?
- What materials do you think were used?

¹ Adapted from Bower, B., Lobdell, J., Owens, S. (2004). *Bring learning alive! The TCI approach for middle and high school social studies*. Teachers' Curriculum Institute: Palo Alto, CA p.p.28-37.

Level 2: Interpreting Evidence

In Level 2 we are trying to make sense of what we are looking at. Use the details in Level 1 what do try to figure out what the motif means.

- What do you think these symbols mean together?
- What do you think the approximate year of this gravestone is? How do you know?

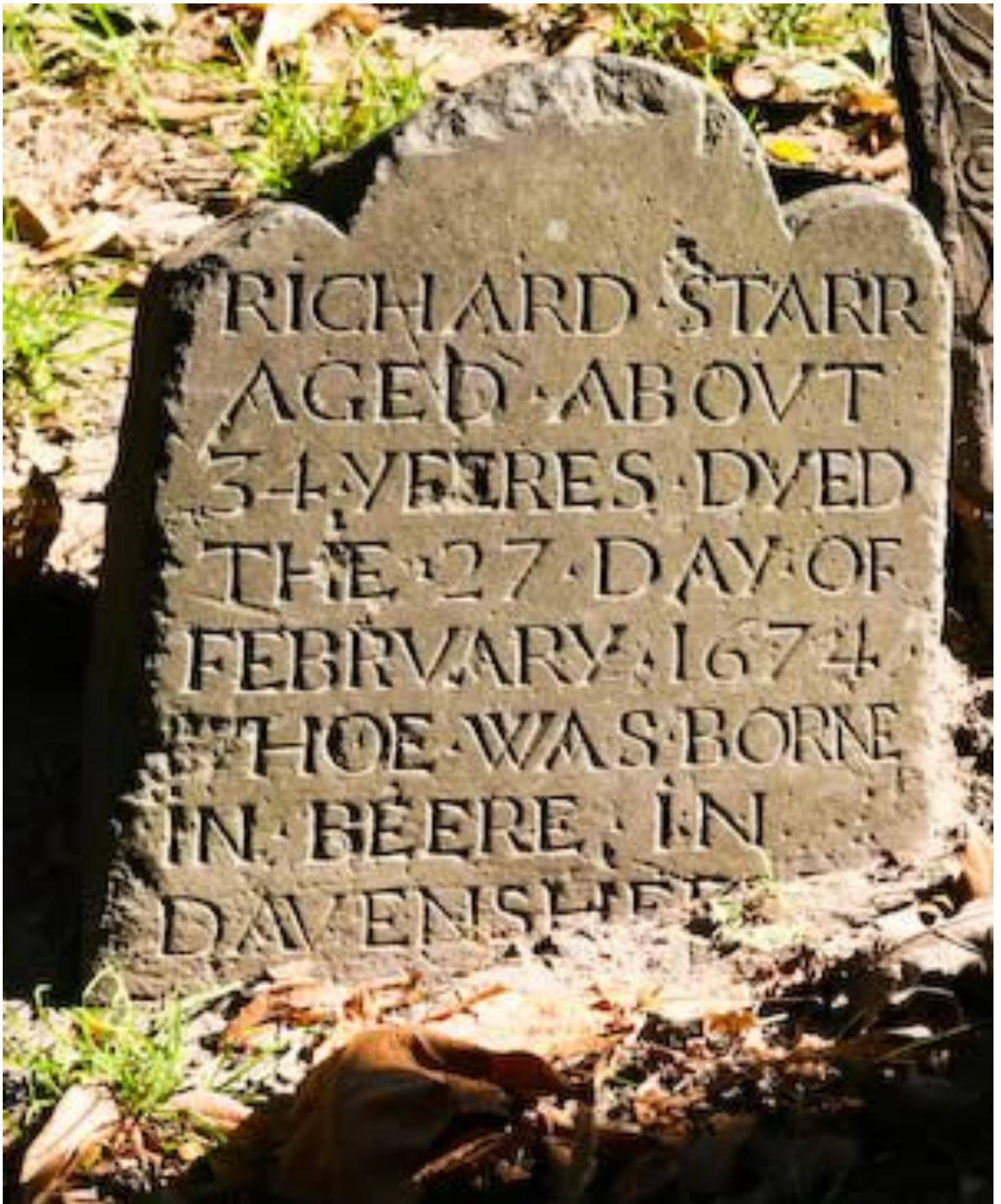
Level 3: Making Hypotheses from Evidence

In Level 3 we are trying to make a prediction about that is happening. Use details from Levels 1 and 2 to help you.

- What does this gravestone motif tell us about America's view of death at the time it was made?
- What would you title this gravestone motif?

¹ Adapted from Bower, B., Lobdell, J., Owens, S. (2004). *Bring learning alive! The TCI approach for middle and high school social studies*. Teachers' Curriculum Institute: Palo Alto, CA p.p.28-37.

Plain Style Motif



Death's Head Motif



Cherub's Motif



Urn and Willow Motif

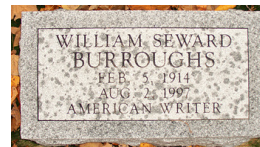






Monument Motif



Garden Style Marker Motif





Gravestone Timeline

There are six main changes in gravestone motifs: Plain Style, Death's Head, Cherub, Urn and Willow, Monument and Garden Style Marker.

	Plain Style	Death's Head	Cherub	Urn and Willow	Monument	Garden Style Marker
Motif Picture						
Time Period						
Characteristics						
Attitudes						
Reason						

Evaluation

Instructions: Use all of your materials to answer Parts 1, 2, and 3.

Part 1: How does the gravestone you created in Student Handout 1A- Drawing Gravestone fit into the timeline? What was accurate about it? What was inaccurate about it? Where do you think your ideas about gravestones came from?

Part 2: Using the timeline, how has America's view of death changed? Why has this happened?

Part 3: How has your understanding of gravestone's changed through this lesson? What have you learned? Why is it important? Provide examples from the timeline in your answer.